



Kapsch TrafficCom

Investor Presentation.

*Challenging the limits of mobility for
a healthier world without congestion.*



Deutsches Eigenkapitalforum, November 2025



Company Profile.



Leading provider of **Intelligent Transportation Systems (ITS)** in areas of **Tolling** and **Traffic Management**



~3,000 employees in **25+ countries** and successful **projects in 50+ countries**



End-to-end solutions as **one-stop shop** with **in-house manufacturing** in Austria and Canada



Global player with **regional focus** in Americas, Europe, Middle East, Oceania and Southeast Asia



Listed at **Vienna Stock Exchange**, in **Prime Market**, under symbol **KTCG**, since 2007, **free float at 36.7%**, KAPSCH-Group Beteiligungs GmbH as **majority shareholder holds 63.3%**



Financial Performance.

in € mn (rounded)	2020/21	2021/22	2022/23	2023/24	2024/25
Net sales	505	520	553	539	530
EBITDA	-67	33	27	89	29
EBIT	-123	11	5	70	13
Free cash flow	4	17	3	106	21
Net debt	170	158	186	106	101
Gearing	200%	203%	363%	127%	111%
Equity ratio	14%	15%	11%	19%	20%
Employees	4,657	4,220	4,039	4,054	3,041

Financial year (April 1 to March 31)

**Kapsch
TrafficCom
(KTC)**



Business.

Intelligent Transportation Systems (ITS)

Support and optimize traffic - including infrastructure, vehicles, users and industry - using information and communication technologies.

Tolling

74%

Collects tolls or user charges on roads, in cities and on road corridors

26%

Traffic Management

Controls and optimizes traffic in cities, on highways, in tunnels, on bridges and on road corridors

Implementation

Design & build of systems

30%

Implementation

Design & build of systems

Operations

Technical & commercial ops.

54%

Operations

Technical & commercial ops.

Components

Hardware & software

16%

Components

Hardware & software

Market

Business
Segments

Business
Types



Regional Focus Markets.

Americas 47% North- and Latin America

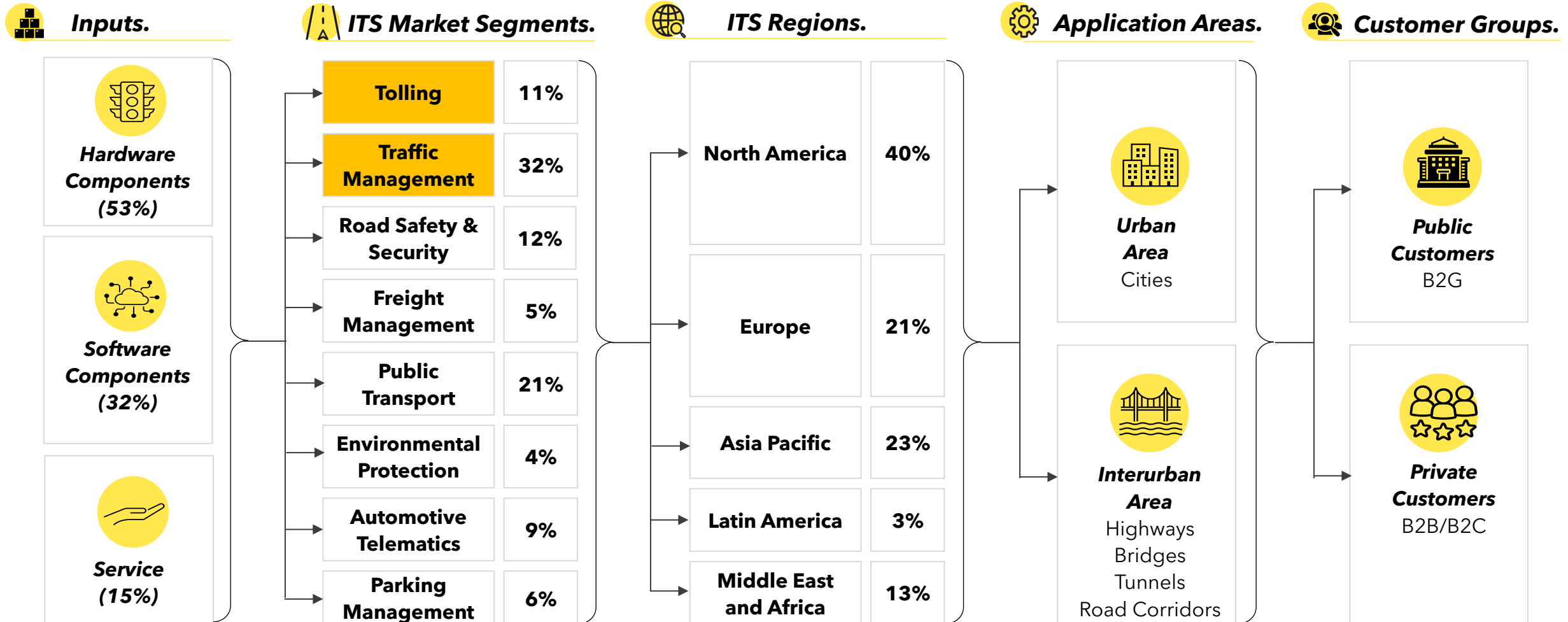
EMEA 49%
Europe, Middle East,
South Africa

APAC 4%

Oceania,
Southeast Asia

Percentages refer to 2024/25

Market.

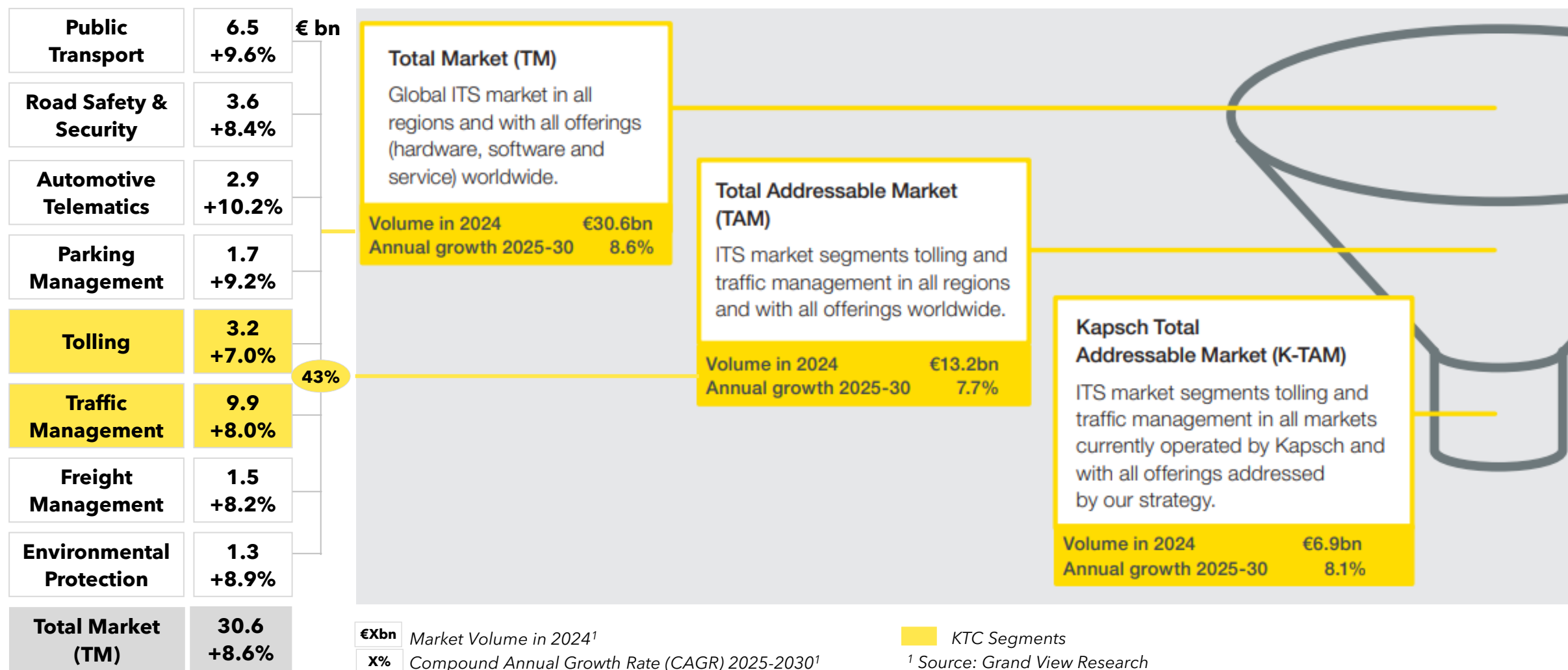


Source: Grand View Research

Kapsch Segments

X% Share of ITS Market in 2024

Intelligent Transportation Systems (ITS) Market Volume And Development.



Business Segments.



Tolling.



Multi-Lane Free-Flow Tolling



Dedicated Short-Range Communication



Global Navigation Satellite Systems



Plaza Tolling



On-Board Unit for Light Vehicles



On-Board Unit for Heavy Vehicles

Revenue 2024/25: € 393mn

74%

KTC designs, develops, manufactures, implements and maintains / operates hardware and software infrastructure for collection of tolls or user charges on roads, in cities and on road corridors.



Traffic Management.



Interurban Traffic Management



Corridor Traffic Management



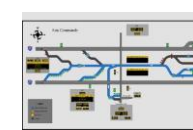
Urban Traffic Management



Advanced Traffic Management Systems



Traffic Controller



"Green Wave" App

26%

Revenue 2024/25: € 137mn

KTC designs, develops, manufactures, implements and maintains / operates hardware and software infrastructure for control and optimization of traffic flow in cities, on highways, in tunnels, on bridges and on road corridors. KTC also provides solutions for connected vehicles.

Business.

Tolling

KTC solutions for toll collection keep traffic flowing optimally across the network.



Multi-Lane Free-Flow



Location-Based Charging



Standalone Components



Plaza Tolling



Tolling Services

End Users

Road Operators
Urban / Interurban



TOLLING



TRAFFIC



Connected Vehicles

KTC connected vehicles (CV) solutions combine real-time traffic, roadway and incident information.



Urban CV



Interurban CV



CV Tolling

Traffic Management

KTC solutions redefine traffic management, reshaping urban mobility behaviors.



Urban Traffic Management



Interurban Traffic Management

Business Model.



Implementation.

30%

- **Design, development and implementation** of Tolling and Traffic Management systems and applications.
- **Implementation of hardware and software** offers cross-selling potential for business types Operations and Components (see right) and thus end-to-end solutions for customers.



Operations.

54%

- **Maintenance/Operations** contracts vary according to:
 - **Technical Operations:** Monitoring, maintenance and constant improvement of systems.
 - **Commercial Operations:** Planning and realization of distribution channels, set up and operations of call center services, design of web portals and implementation of payment systems based on software solutions (back office systems).



Components.

16%

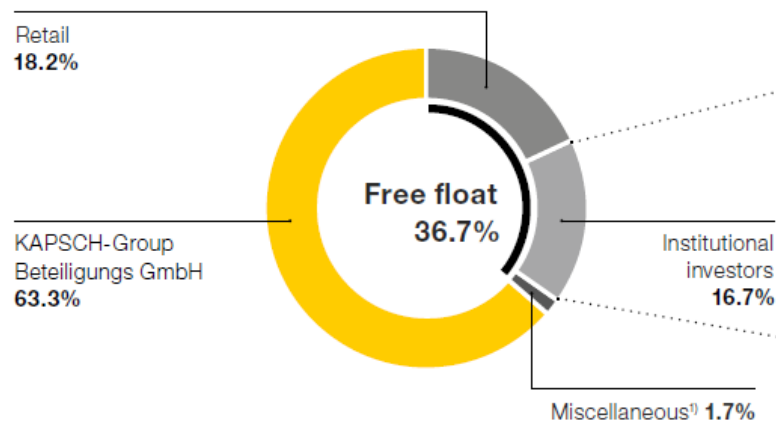
- Development and manufacturing of **hardware components** in Austria and Canada:
 - In-vehicle components (*On-Board Units*)
 - Road-side components (*Road-Side Units*)
 - Traffic controllers
- **In-house development** of modular **software solutions**.

End-to-End Solutions as One-Stop Shop.

Kapsch TrafficCom Share.



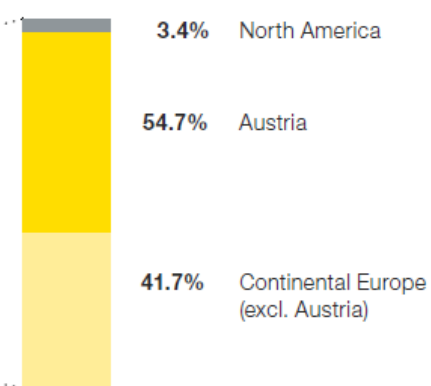
Shareholder Structure.



¹⁾ Trading positions and unidentified shareholders.



Institutional Investors By Region.



Source: Shareholder survey from March 2025



Research Coverage*.

Erste Group	
Buy	€ 9.00
Montega	
Buy	€ 9.00
ODDO BHF	
Outperform	€ 8.50

* As per October 29, 2025



Selected Events.

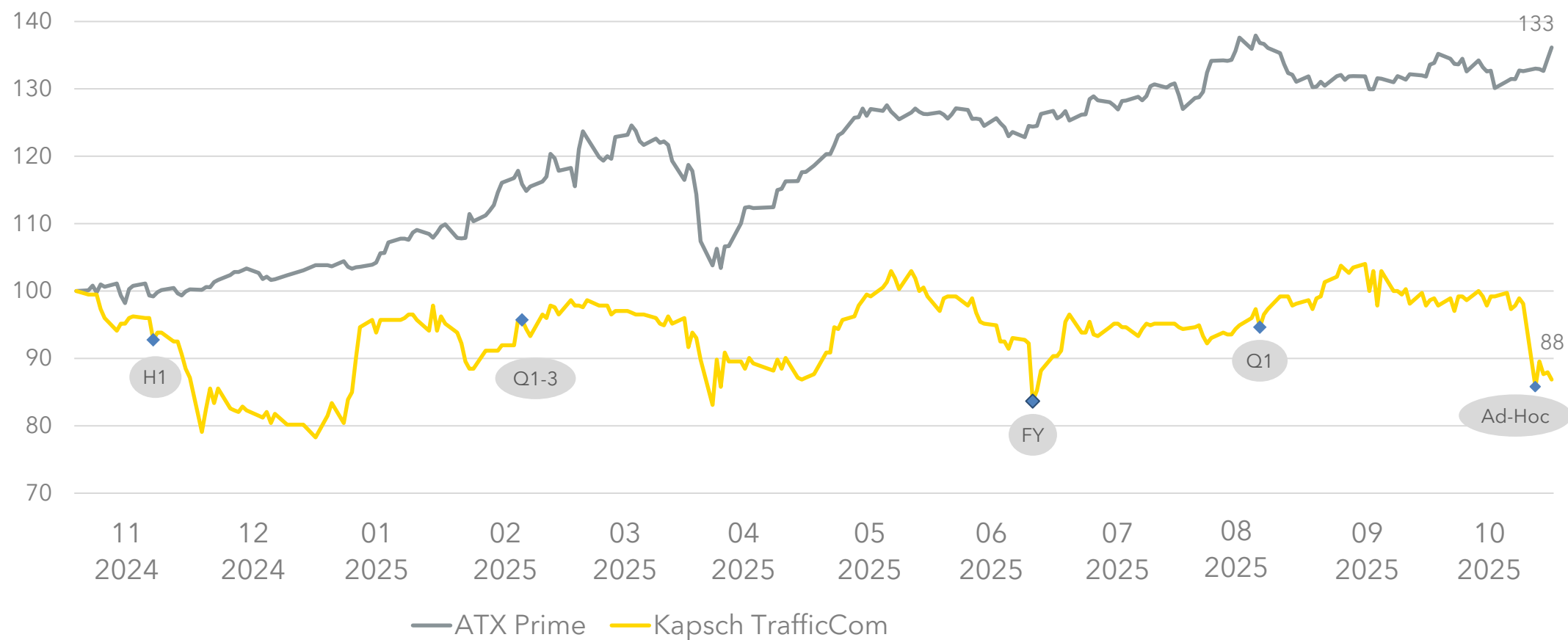
February 27, 2026	Result for Q1-3 2025/26
June 17, 2026	Result FY 2025/26
More information:	www.kapsch.net/ir



Basic Information.

Listed in Vienna, Prime Market, since 2007	ISIN: AT000KAPSCH9
Capital increases in 2011 and 2023	Reuters: KTCG.VI
Total of 14.3 million shares	Bloomberg: KTCG AV

Share Price Development In Last 12 Months.



Selected Key Data.

FY 2024/25.
April 1, 2024 to March 31, 2025

Revenue

€ 530.3mn (-1.6% ▼)

FY 2023/24: € 538.8mn



Result For Period (attributable to equity holders)

€ -6.9mn (▼)

FY 2023/24: € 23.2mn



EBIT

€ 12.6mn (-82.1% ▼)

FY 2023/24: € 70.3mn



Net Debt (March 31, 2025)

€ 101.5mn (-4.3% ▼)

March 31, 2024: € 106.0mn



EBIT Margin

2.4% (-10.7pp ▼)

FY 2023/24: 13.0%



Total Assets (March 31, 2025)

€ 454.4mn (+2.4% ▲)

March 31, 2024: € 443.7mn



Free Cash Flow

€ 21.2mn (-79.9% ▼)

FY 2023/24: € 105.7mn



Equity Ratio (March 31, 2025)

20.0% (+1.2pp ▲)

March 31, 2024: 18.8%



Headlines.

Financial Year (FY) 2024/25 (April 1, 2024 to March 31, 2025).



Business development shows a slight improvement.



Deconsolidations reduced revenue to € 530 million.



EBIT reached € 13 million; previous year's figures not comparable.



Equity ratio increased to 20%, gearing ratio reduced to 111%.

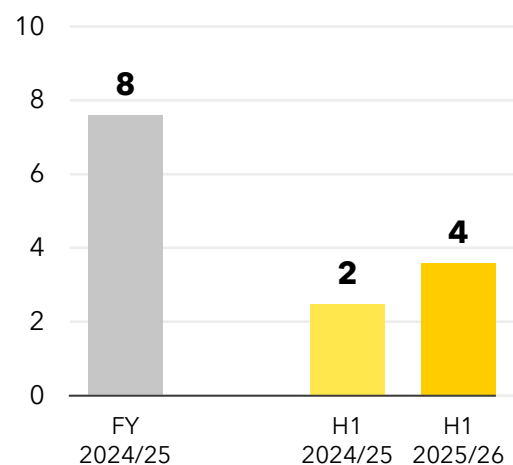


Outlook for 2025/26: Lower revenue at EBIT increase; positive one-time effects possible.

Reduction in liabilities, but also lower cash and cash equivalents.

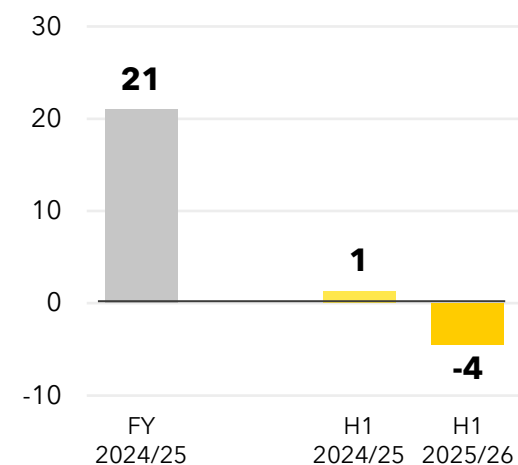
Cash inflow from Germany mostly used to repay liabilities.

Net investment.



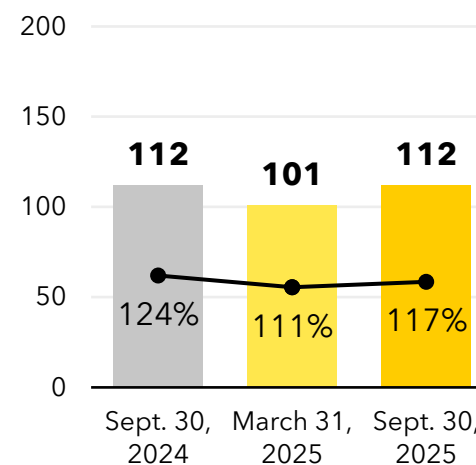
- **Net investments increased** due to new ERP system and relocation of production in North America.

Free cash flow.



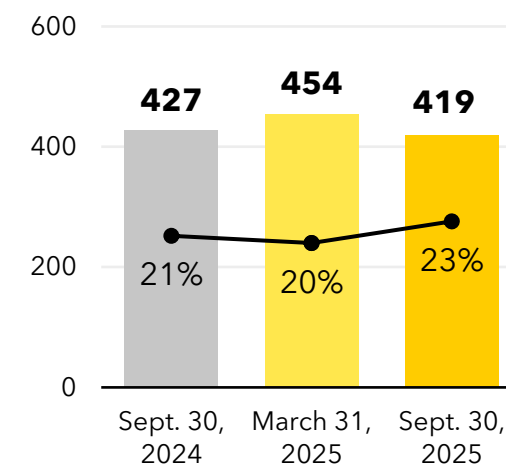
- **Free cash flow negative at € -4.5mn;** net working capital reduced by € 8mn.

Net debt, gearing.



- **Gearing ratio rose slightly** despite reduction in liabilities.

Total assets, equity ratio.



- **Equity ratio increased to 22.9%** due to improved results and decline in total assets.

Outlook.

Financial year 2025/26.

Increased focus on order intake and adjustments to the current revenue level.



Decline in revenues to around € 450mn expected.

Deconsolidations in financial year 2024/25 and currently difficult market environment.



EBIT of around € 25mn.

Taking into account the income from Germany.



Key Investment Highlights.

01

Global Provider Of Intelligent Transportation Systems.

02

End-to-End Solutions With Claim To Technology, Innovation, And Thought Leadership.

03

Growing Sales Markets.

04

Improved Performance And Stronger Financial Metrics.

05

Experienced Management Team.

Contact.



Doris Gstatter | Marcus Handl | Teresa Hartlieb

Marcus Handl

Investor Relations Officer

Teresa Hartlieb

Investor Relations & ESG Manager

Doris Gstatter

ESG Officer

Kapsch TrafficCom AG
Am Europlatz 2
1120 Vienna, Austria

www.kapsch.net/ir

Email: IR.kapschtraffic@kapsch.net

Phone: +43 50811 1122

Please note:

The content of this presentation is the intellectual property of Kapsch TrafficCom AG and all rights are reserved with respect to the copying, reproduction, alteration, utilization, disclosure or transfer of such content to third parties. The foregoing is strictly prohibited without the prior written authorization of Kapsch TrafficCom AG. Product and company names may be registered brand names or protected trademarks of third parties and are only used herein for the sake of clarification and to the advantage of the respective legal owner without the intention of infringing proprietary rights.