

Update zu den Rohstoffmärkten

Jochen Staiger, CEO Swiss Resource Capital AG

Roadshow

Endeavour Silver

Börse Wien, 14. November 2019

Wer ist die Swiss Resource Capital AG ?





NEWS U.S. Gold Corp. Bohrungen 2019 stoßen auf Keystone Projekt im Cortez Trend, Nevada auf neu entdecktes Goldsystem mit 76,2 m und 0,224 Gram/Tonne Gol...
0050 -1,06% ENDEAVOUR SILVER CORP. 2,17 EUR ▲ 0,12 5,69% ENWAVE CORP. 1,25 EUR ▼ -0,09 -6,44% FIRST COBALT CORP. 0,10 EUR ▼ -0,0010 -0,97% FISSION 3.0 CORP. 0,0...

AKTUELLE MELDUNGEN UND TAGESTHEMEN



12. NOV 2019 - 15:22 - ENDEAVOUR SILVER CORP.
Endeavour Silver meldet erste Bohrergebnisse für Konzessionsgebiet El Curso neben

AKTUELLE REPORTS

- In Gold We Trust-Report 2019
- Battery Metals Report 2019 - Update
- Uran Report 2019 - Update
- Edelmetall Report 2019 + Updates + Plus Neuaufnahmen

NEWSLETTER

E-Mail-Adresse



Chrome Datei Bearbeiten Anzeigen Verlauf Lesezeichen Personen Tab Fenster Hilfe

Commodity-TV Home WatchNow OnDemand News-Magazin PDAC 2020 MEDIA PARTNER

14.10.2019 - 21:57 03:46 MIN 3.501

Newsflash #99 With Millennial Lithium, Aurania Resources, Osisko Gold Royalties, Auryn


Newest

A screenshot of a web browser displaying the Commodity-TV website. The browser's address bar shows the URL 'https://www.commodity-tv.com'. The website header includes the Commodity-TV logo, navigation links for 'Home', 'WatchNow', and 'OnDemand', and a 'News-Magazin' section. A video player is featured prominently, showing a man in a suit speaking in front of a large screen displaying an aerial view of a mining operation. Below the video, the title 'Newsflash #99 With Millennial Lithium, Aurania Resources, Osisko Gold Royalties, Auryn' is visible, along with a timestamp of '14.10.2019 - 21:57', a duration of '03:46 MIN', and a view count of '3.501'. The word 'Newest' is displayed at the bottom left of the video player area. The browser's taskbar at the bottom shows various application icons.

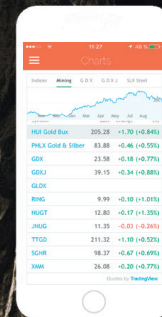



Commodity-TV

Die Welt der Rohstoffe in einer App!



- CEO- und Experteninterviews
- TV-Projektbesichtigungen
- Berichte von Messen und Konferenzen aus der Welt
- aktuelle Mineninformationen
- Rohstoff-TV, Commodity-TV und Dukascopy-TV
- JRB-Rohstoffblog
- Real-Time-Charts und vieles mehr



Für I-Phone und Android
kostenlos
im Appstore erhältlich!

**Rohstoffe sind Lebenselixir
allen Wirtschaftens!**

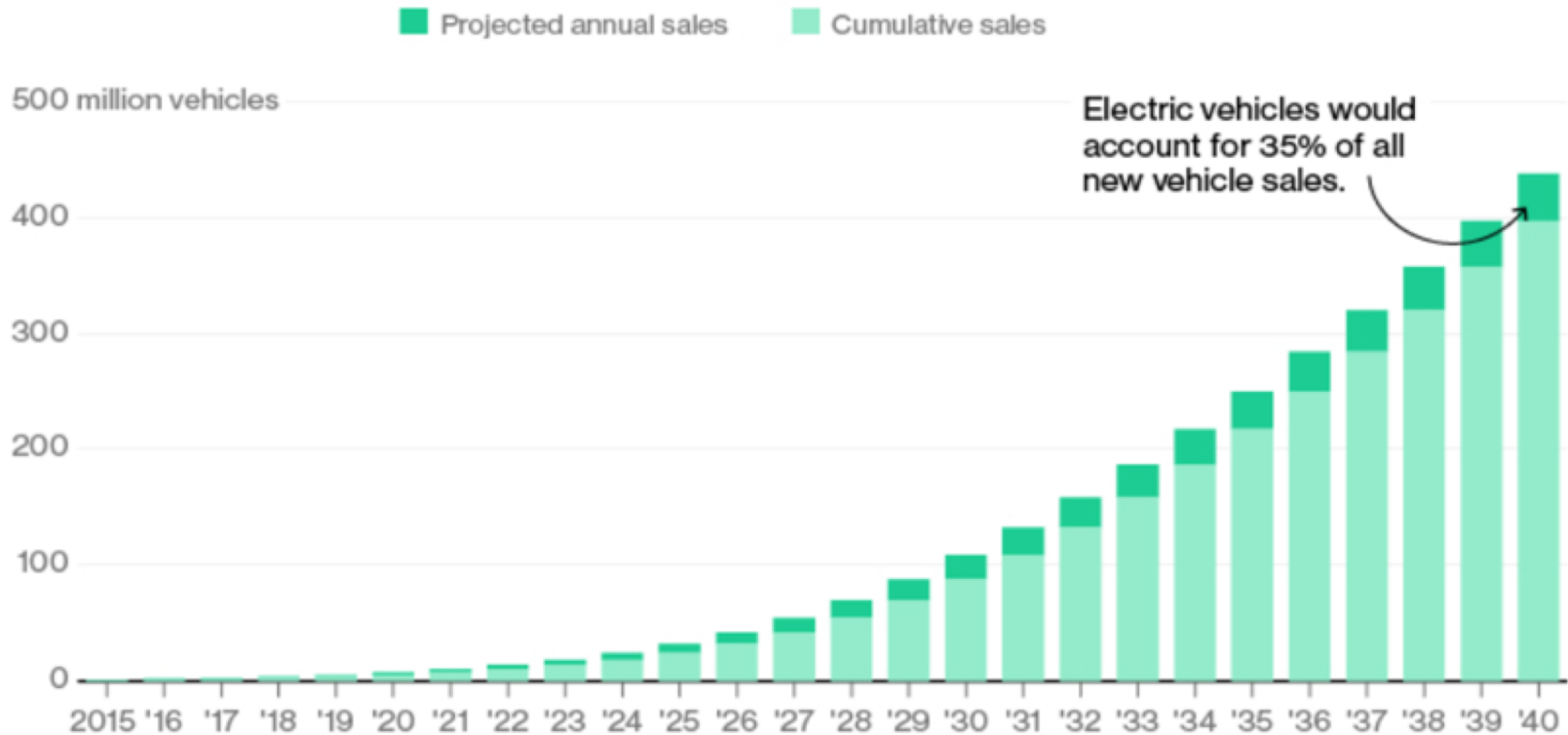
**2020 – eine neue Dekade!
Dekade der Rohstoffe?**

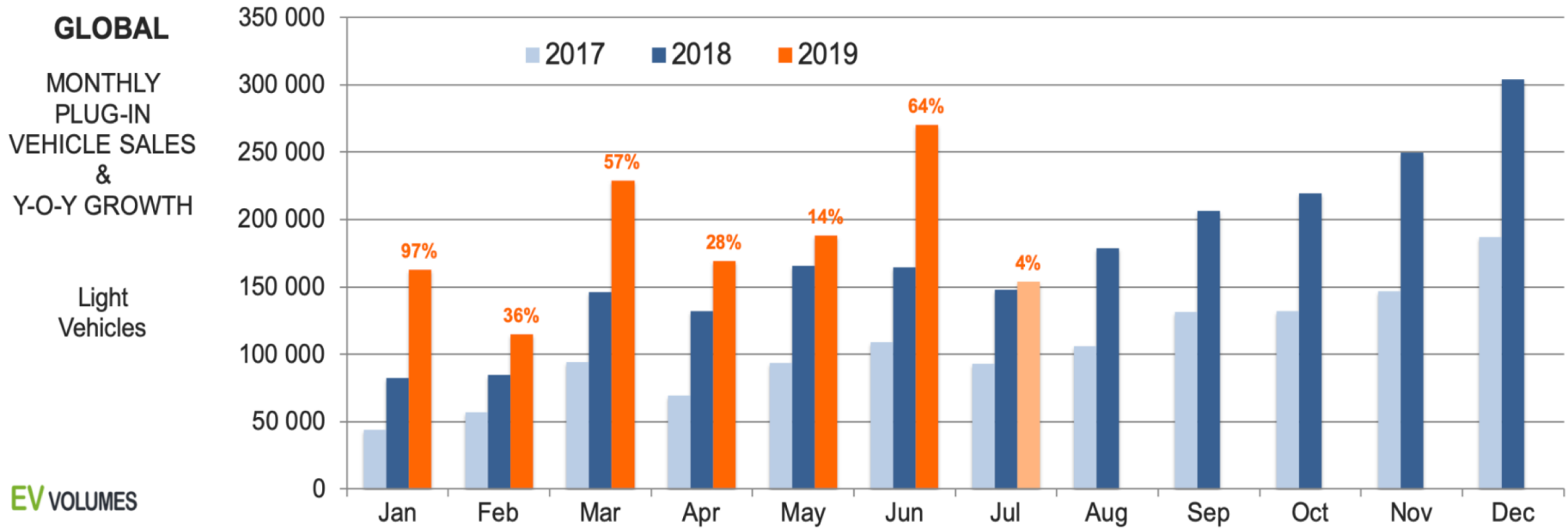
Was treibt die Rohstoffnachfrage? E-Mobilität



The Rise of Electric Cars

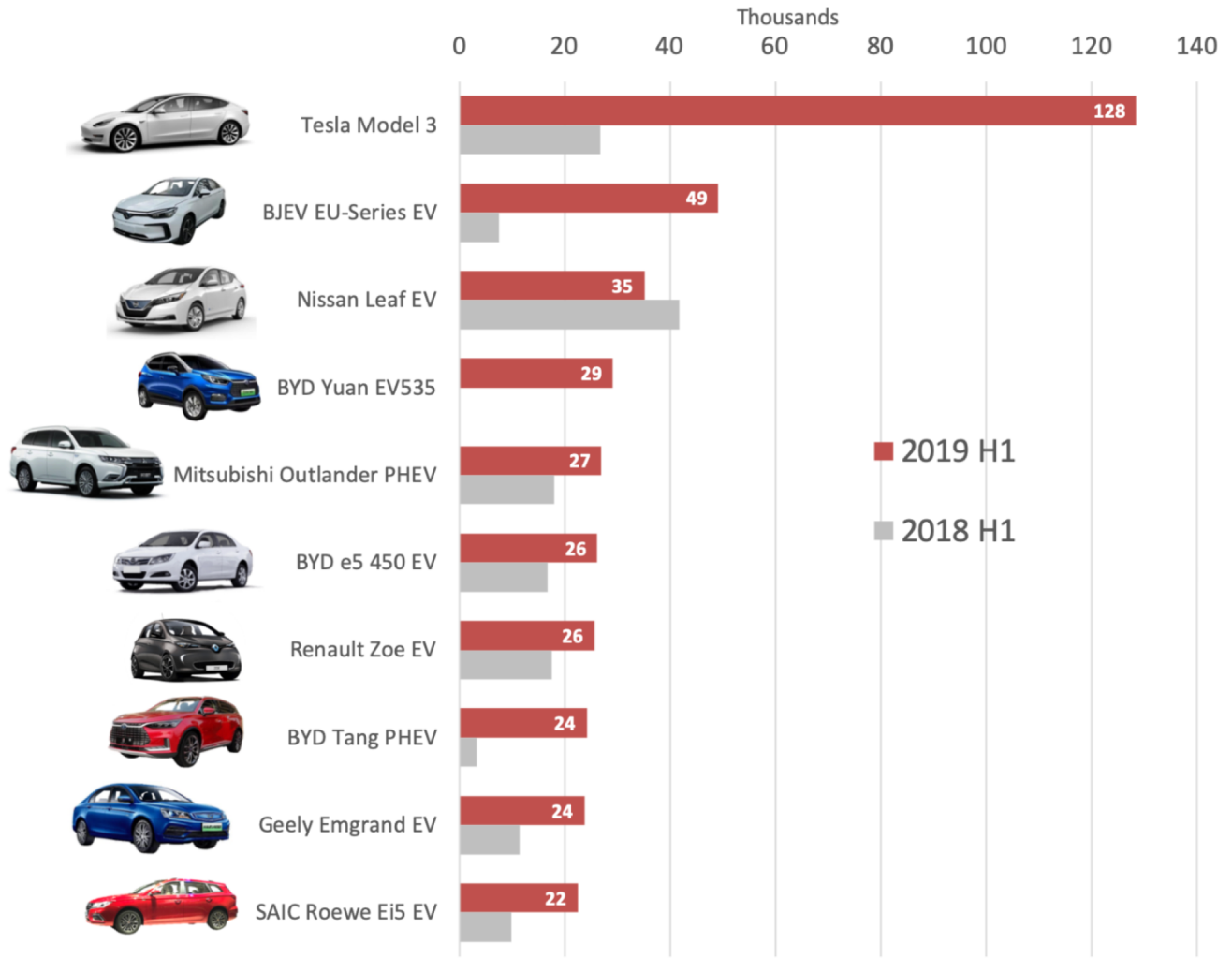
By 2022 electric vehicles will cost the same as their internal-combustion counterparts. That's the point of liftoff for sales.





TOP-10 EV MODELS - GLOBAL DELIVERIES JANUARY TO JUNE

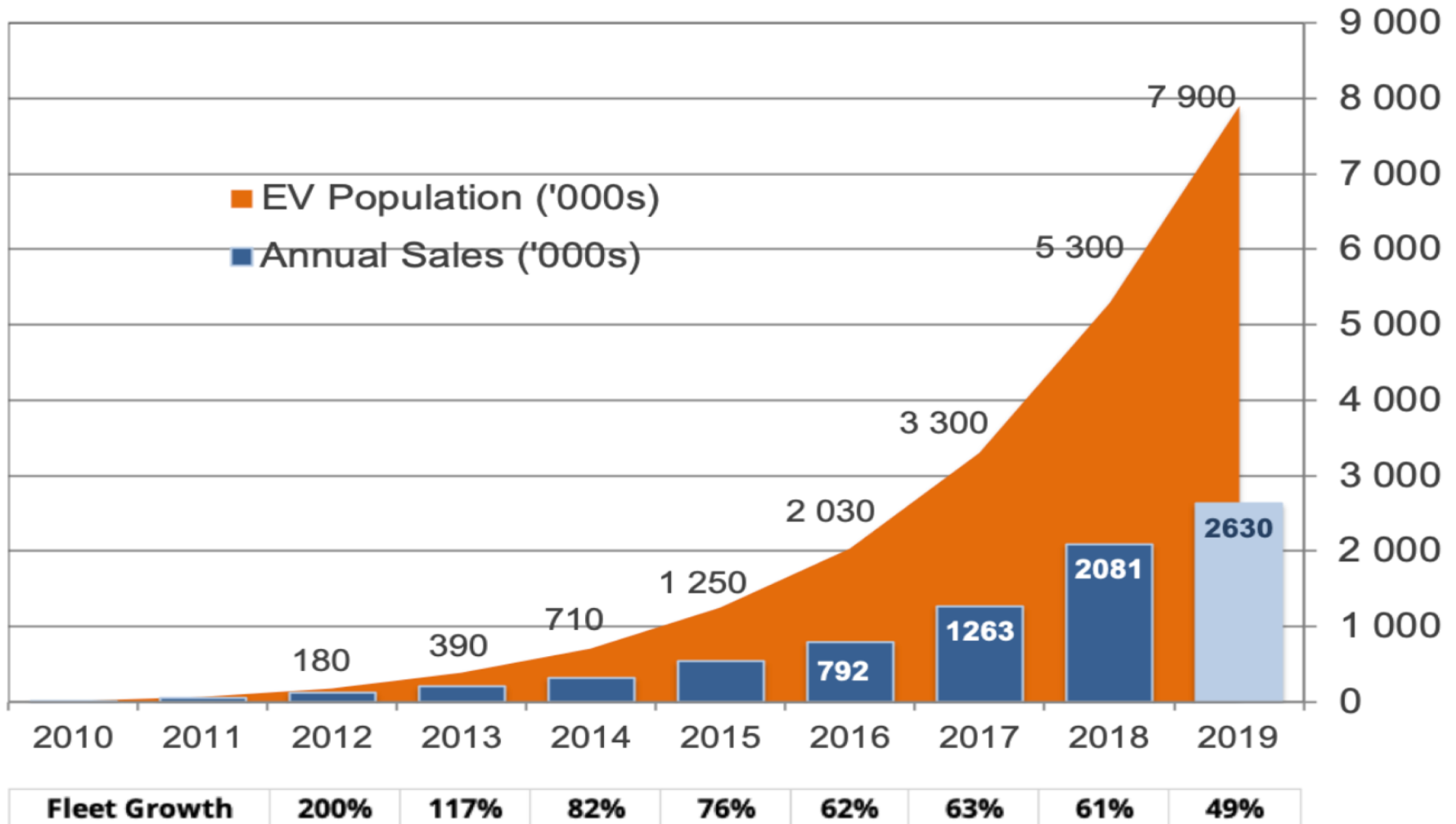
EV VOLUMES



Wo sind die Deutschen Hersteller???

GLOBAL PLUG-IN VEHICLE FLEET

EV VOLUMES



Was treibt die Rohstoffnachfrage? Erneuerbare Energien



Was treibt die Rohstoffnachfrage? China





Germany’s “Energiewende” “Failed Energy Policy”

160 Billion Euro Investment in “Green Energy” has resulted in:

- Zero Progress in Reducing Carbon Emissions
- Expensive Electricity – 50% higher than Nuclear France
- Reduced Reserve Margins – Reliability Issues
- Reliance on dirty lignite Coal and Russian Gas
- Competitive disadvantage for German Industry
- Loss of confidence in German Government



Translation “A botched job in Germany”

France Gets 72% of its Electricity from Nuclear Power

THEY ENJOY:

- ✓ Per kW carbon emissions 1/10 that of Germany
- ✓ Electricity rates 1/2 that of Germany
- ✓ Clean air with abundant and affordable energy

Policies to reduce nuclear reliance overturned.
Smart move in light of “Yellow Vest” outrage on gas tax.



Reactor Demand Increasing... ...While Global Production Falls

Spot Prices Below Production Costs and Hedges Falling Off

2016: Production Peaked = 162Mlbs

2017: Fell to 154Mlbs

2018: Further decline to 137.7Mlbs

2019: Demand Projected ~192Mlbs



Source: UxC Market Outlook Q3 2019

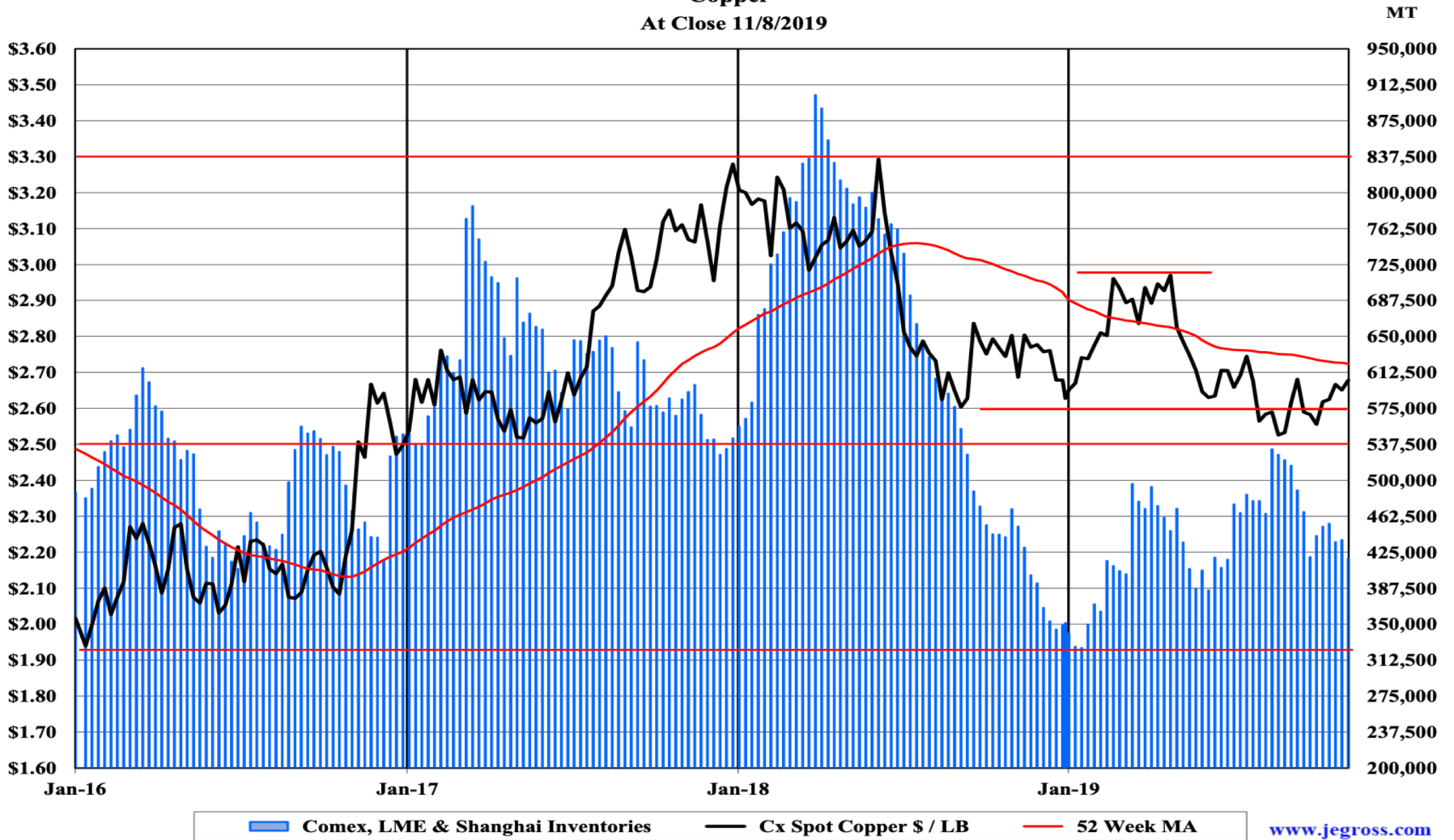
URANPREIS CHART IN USD - MAX

Intraday 1W 3M 1J 3J 5J **MAX**



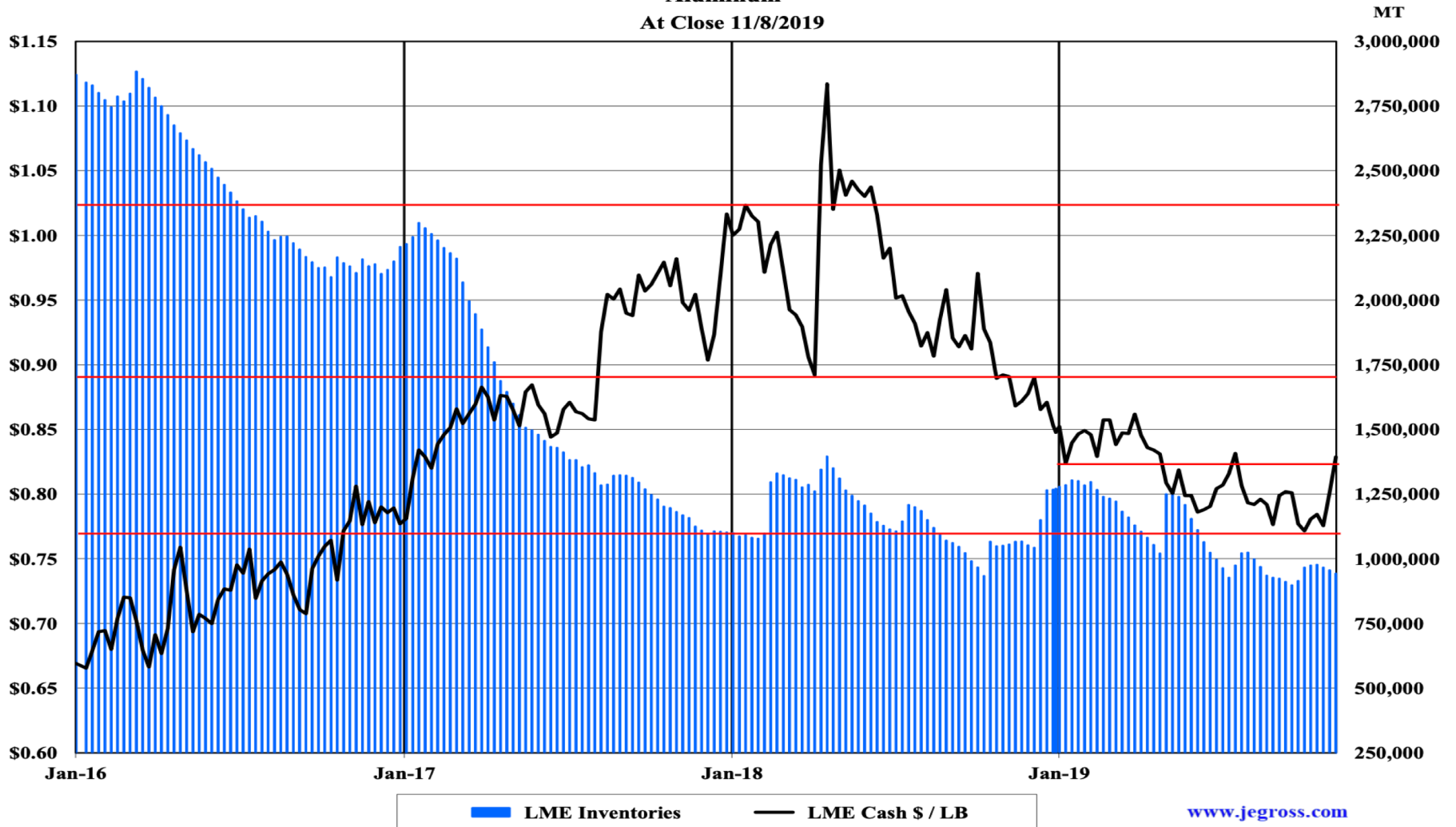
- ✓ **International Copper Study Group (ICSG) geht von +0,3% globalem Kupferverbrauchswachstum aus, vorher +2% im Mai 2019**
- ✓ **Steigendes Angebotsdefizit 2019 auf 320.000 Tonnen**
- ✓ **2020 Überschuss 281.000 Tonnen erwartet => Einigung USA-China dann mit Sicherheit wieder Defizit in einem 25 Mio. Tonnen p.a. Markt!**
- ✓ **Fallendes Angebot wegen Grasberg und Batu Hijau Minen in Indonesien, Schlechtere Produktion in Chile**
- ✓ **Höhere Produktion in Sambia und DRC - ICSG nimmt an +2% höhere Kupferproduktion aber mit großen Unsicherheiten behaftet!!!**

The Copper Journal
Copper
At Close 11/8/2019



Rohstoffpreise und Lagerbestände

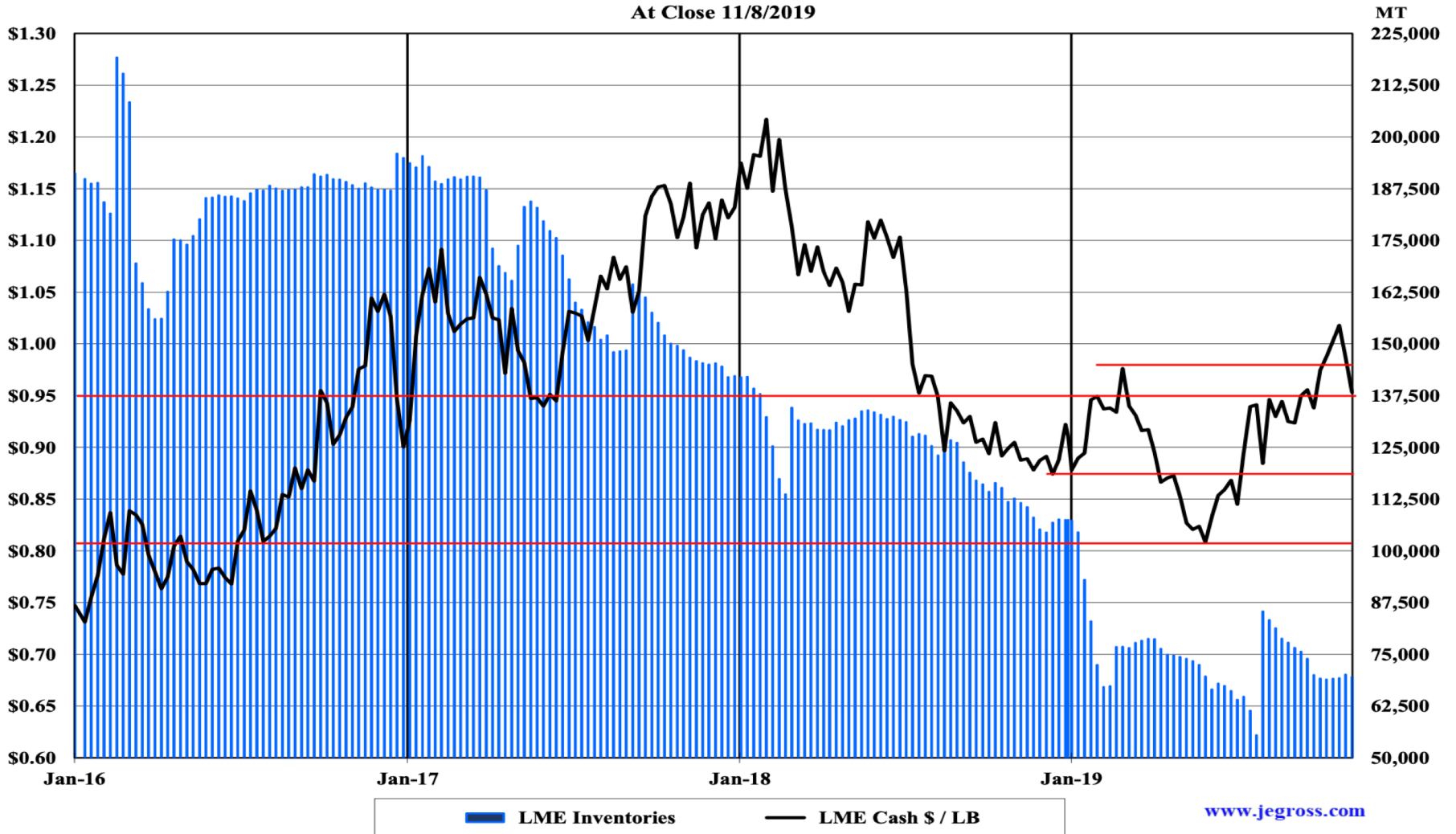
**The Copper Journal
Aluminum
At Close 11/8/2019**



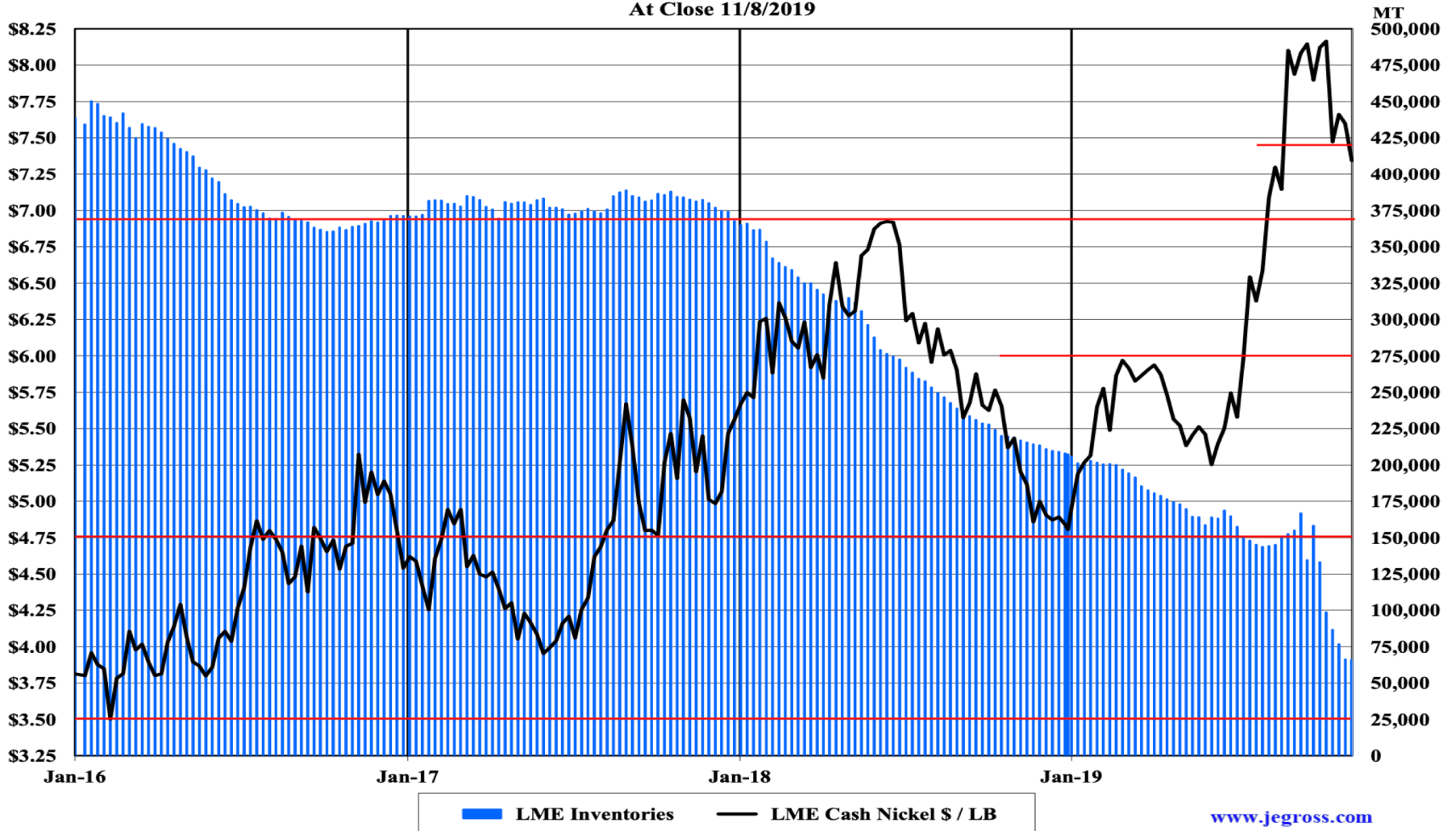
Rohstoffpreise und Lagerbestände

The Copper Journal Lead

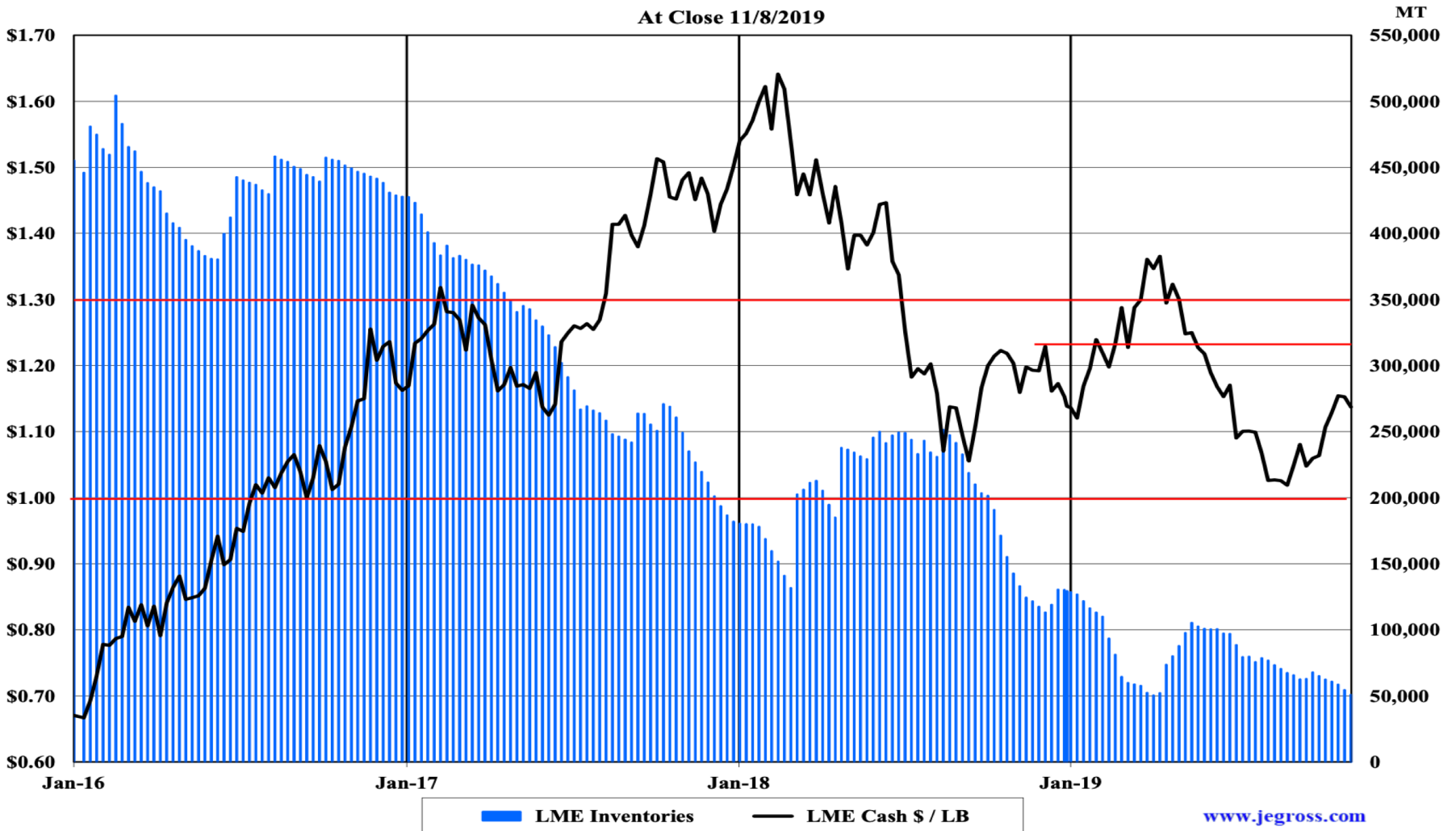
At Close 11/8/2019



The Copper Journal
Nickel
 At Close 11/8/2019

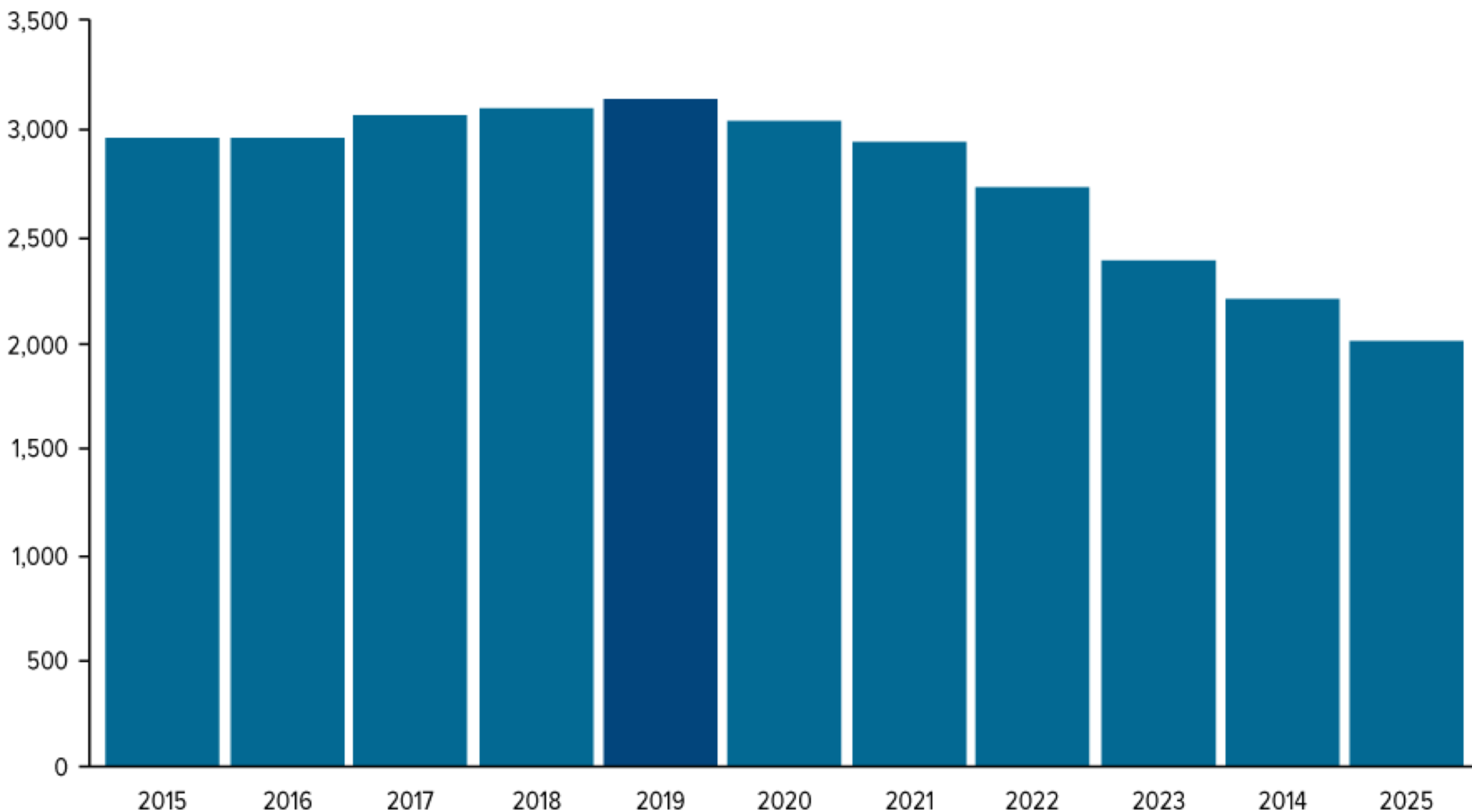


**The Copper Journal
Zinc
At Close 11/8/2019**



Global Gold Output Expected to Top Out in 2019 Before Declining

In Tonnes



Source: BMO Capital Markets, Bloomberg, U.S. Global Investors

Basierend auf Point and Figure Chart ergibt sich ein **1. Ziel** von 1.410-1.450 USD pro Unze Gold, **2. Ziel** liegt bei ca. 1.620 USD/Unzen Gold. **3. Langfristiges Ziel** liegt bei ca. 1.800 USD – 1.850 USD/ Unze Gold

Wien im April 2019!

\$GOLD Gold - Continuous Contract (EOD) CME

25-Mar-2019, 14:30 ET, daily, O: 1,313.30, H: 1,324.50, L: 1,310.60, C: 1,322.60, V: 24664700, Chg: +10.30 (0.78%)

No recent chart pattern found

Scaling: Traditional [Reversal: 3]

(c) StockCharts.com



Gold heute! Ausbruch 25. Juni 2019 mit 1.385 USD
 1. Ziel 1.510 USD und 2. Ziel 1.570 USD. Beide perfekt erreicht!
 erreicht! Jetzt gesunde Konsolidierung.

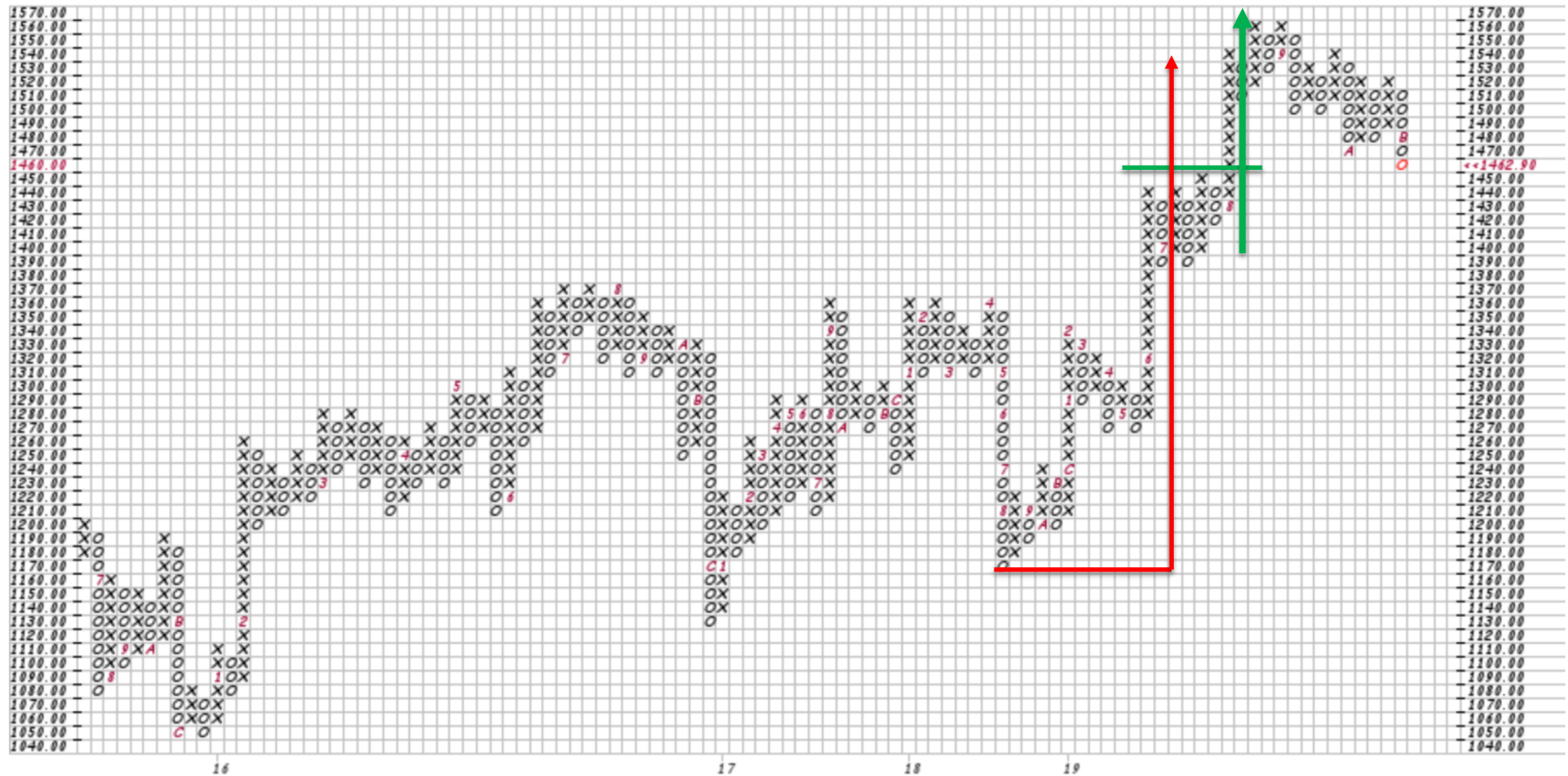
\$GOLD Gold - Continuous Contract (EOD) CME

08-Nov-2019, 14:30 ET, daily, O: 1,469.00, H: 1,473.90, L: 1,457.00, C: 1,462.90, V: 43649900, Chg: -3.50 (-0.24%)

P&F Pattern Double Bottom Breakdown on 07-Nov-2019

Scaling: Traditional [Reversal: 3]

(c) StockCharts.com



Silber: Kein Ausbruch aber erste Lebenszeichen!

Kursziel 19.50 USD erreicht. Ausbruch wenn über 23 USD dann mit Ziel 37 USD pro Unze.

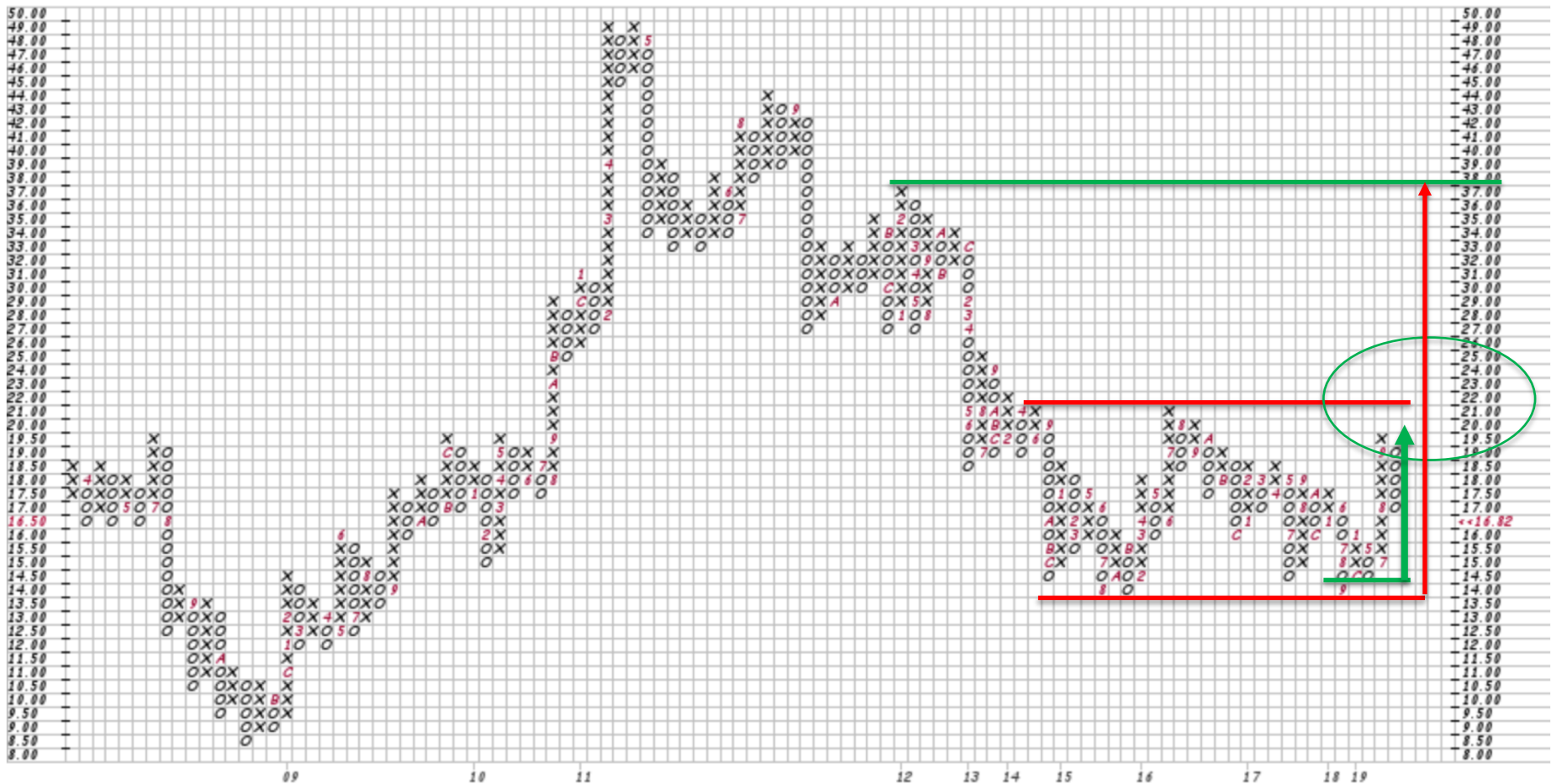
\$SILVER Silver - Continuous Contract (EOD) CME

08-Nov-2019, 16:00 ET, daily, O: 17.07, H: 17.095, L: 16.66, C: 16.823, V: 13021300, Chg: -0.187 (-1.10%)

P&F Pattern High Pole Warning on 30-Sep-2019

Scaling: Traditional [Reversal: 3]

(c) StockCharts.com



NOW SPOT THE BUBBLE !

Prof. Dr. Torsten Dennin
#cooleconomics

Asset Manager, Economist, und Autor „From Tulips to Bitcoins“





Vielen Dank für Ihre Aufmerksamkeit!